

**Antarctic Peninsula  
Sea Ice Presence  
Apr 16 to Apr 30  
2024 (15 days)**

scale: 1/12,500,000  
projection: Equal Area Azimuthal (-90°)

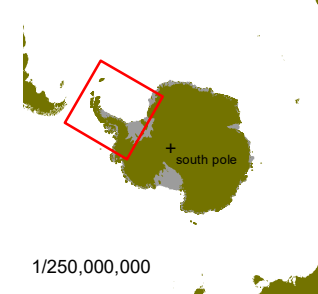
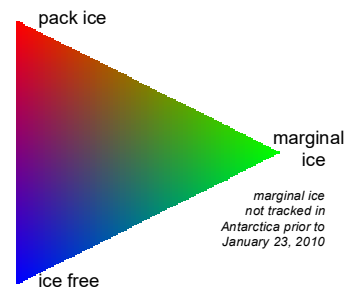
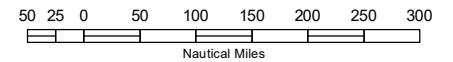
US National Ice Center 5/1/2024

Data compiled from US National Ice Center  
daily sea ice analysis records



**US National / Naval Ice Center**  
4251 Suitland Road  
NOAA Satellite Operations Facility  
Washington, DC 20395

tel. 301.817.3911  
[www.natice.noaa.gov](http://www.natice.noaa.gov)



1/250,000,000