

**Antarctic Peninsula
Sea Ice Presence
Apr 16 to Apr 30
2007 - 2024 (268 days)**

scale: 1/12,500,000
projection: Equal Area Azimuthal (-90°)

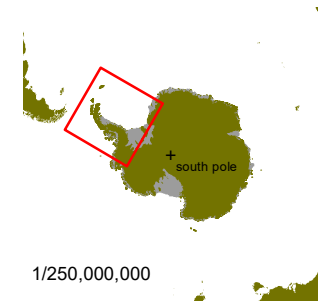
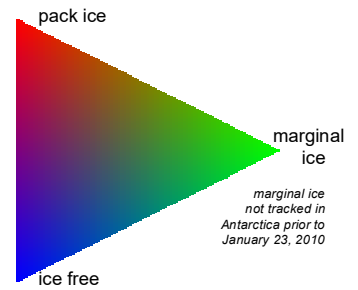
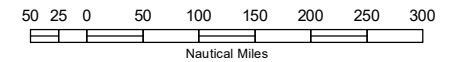
US National Ice Center 5/1/2024

Data compiled from US National Ice Center
daily sea ice analysis records



US National / Naval Ice Center
4251 Suitland Road
NOAA Satellite Operations Facility
Washington, DC 20395

tel. 301.817.3911
www.natice.noaa.gov



1/250,000,000