

**Antarctica - Map D**  
**Sea Ice Presence**  
**Sep 01 to Sep 15**  
**2022 (15 days)**

scale: 1/23,500,000  
 projection: Equal Area Azimuthal (-90°)

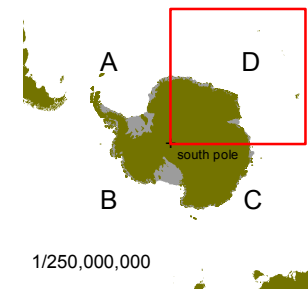
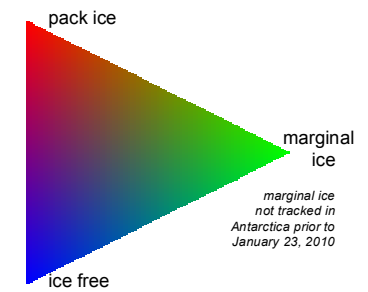
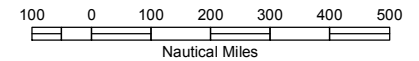
US National Ice Center 9/16/2022

Data compiled from US National Ice Center  
 daily sea ice analysis records



**US National / Naval Ice Center**  
 4251 Suitland Road  
 NOAA Satellite Operations Facility  
 Washington, DC 20395

tel. 301.817.3911  
[www.natice.noaa.gov](http://www.natice.noaa.gov)



1/250,000,000