

Antarctica - Map A
Sea Ice Presence
Nov 01 to Nov 15
2023 (15 days)

scale: 1/23,500,000
 projection: Equal Area Azimuthal (-90°)

US National Ice Center 11/16/2023

Data compiled from US National Ice Center
 daily sea ice analysis records

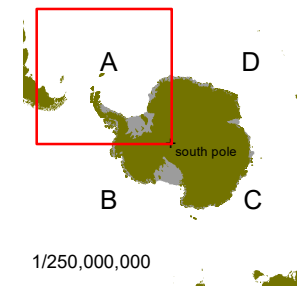
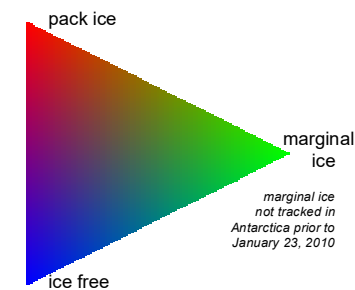
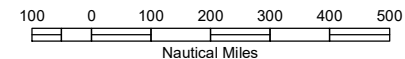


USNIC

US National / Naval Ice Center

4251 Suitland Road
 NOAA Satellite Operations Facility
 Washington, DC 20395

tel. 301.817.3911
www.natice.noaa.gov



1/250,000,000