

## Antarctic Peninsula Sea Ice Presence Mar 01 to Mar 15 2024 (15 days)

scale: 1/12,500,000

projection: Equal Area Azimuthal (-90°)

US National Ice Center 3/16/2024

Data compiled from US National Ice Center  
daily sea ice analysis records



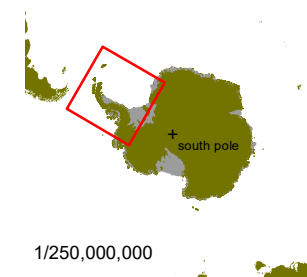
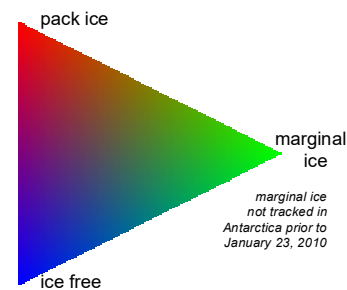
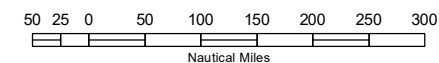
**USNIC**

### US National / Naval Ice Center

4251 Suitland Road  
NOAA Satellite Operations Facility  
Washington, DC 20395

tel. 301.817.3911

[www.natice.noaa.gov](http://www.natice.noaa.gov)



1/250,000,000