

Yellow Sea
Sea Ice Presence
Sep 01 to Sep 15
2007 - 2024 (268 days)

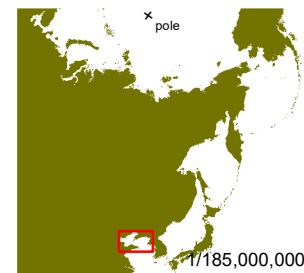
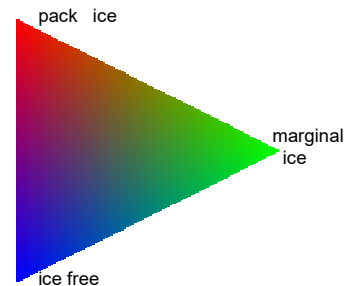
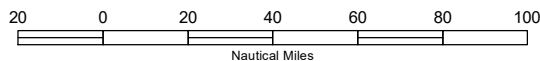
scale: 1/3,300,000
 projection: Equal Area Azimuthal (90°)

US National Ice Center 9/16/2024
 Data compiled from US National Ice Center daily sea ice analysis records



US National / Naval Ice Center
 4251 Suitland Road
 NOAA Satellite Operations Facility
 Washington, DC 20395

tel. 301.817.3911
www.natice.noaa.gov



1/185,000,000