

Antarctic Peninsula
Sea Ice Presence
Nov 01 to Nov 15
2024 (15 days)

scale: 1/12,500,000
 projection: Equal Area Azimuthal (-90°)

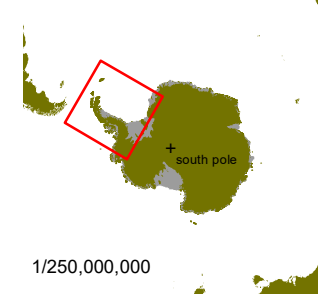
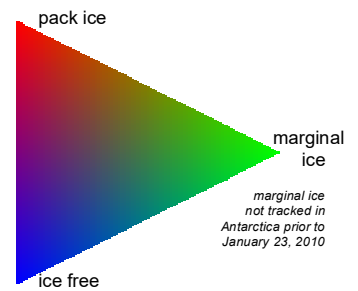
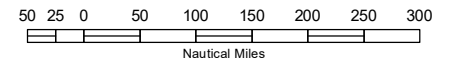
US National Ice Center 11/16/2024

Data compiled from US National Ice Center
 daily sea ice analysis records



US National / Naval Ice Center
 4251 Suitland Road
 NOAA Satellite Operations Facility
 Washington, DC 20395

tel. 301.817.3911
www.natice.noaa.gov



1/250,000,000