

Antarctic Peninsula
Sea Ice Presence
Jan 1 to Jan 15
2021 - 2025 (75 days)

scale: 1/12,500,000
 projection: Equal Area Azimuthal (-90°)

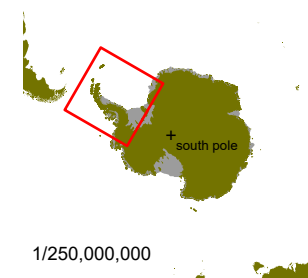
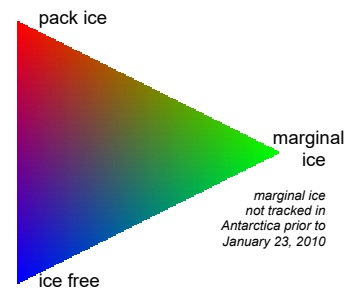
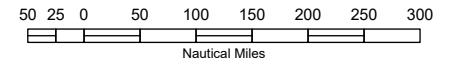
US National Ice Center 1/17/2025

Data compiled from US National Ice Center
 daily sea ice analysis records



US National / Naval Ice Center
 4251 Suitland Road
 NOAA Satellite Operations Facility
 Washington, DC 20395

tel. 301.817.3911
www.natice.noaa.gov



1/250,000,000