

Antarctic Peninsula Sea Ice Presence Apr 16 to Apr 30 2021 - 2025 (75 days)

scale: 1/12,500,000
projection: Equal Area Azimuthal (-90°)

US National Ice Center 5/2/2025

Data compiled from US National Ice Center
daily sea ice analysis records



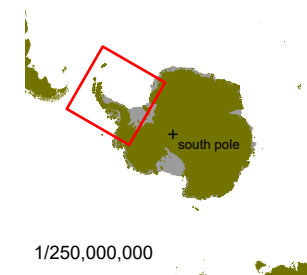
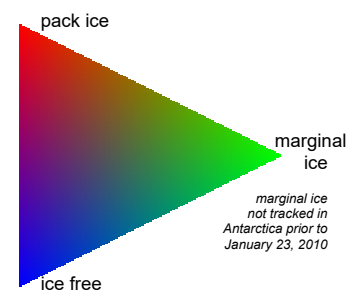
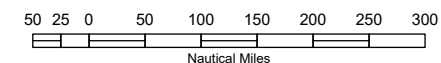
USNIC

US National / Naval Ice Center

4251 Suitland Road
NOAA Satellite Operations Facility
Washington, DC 20395

tel. 301.817.3911

www.natice.noaa.gov



1/250,000,000