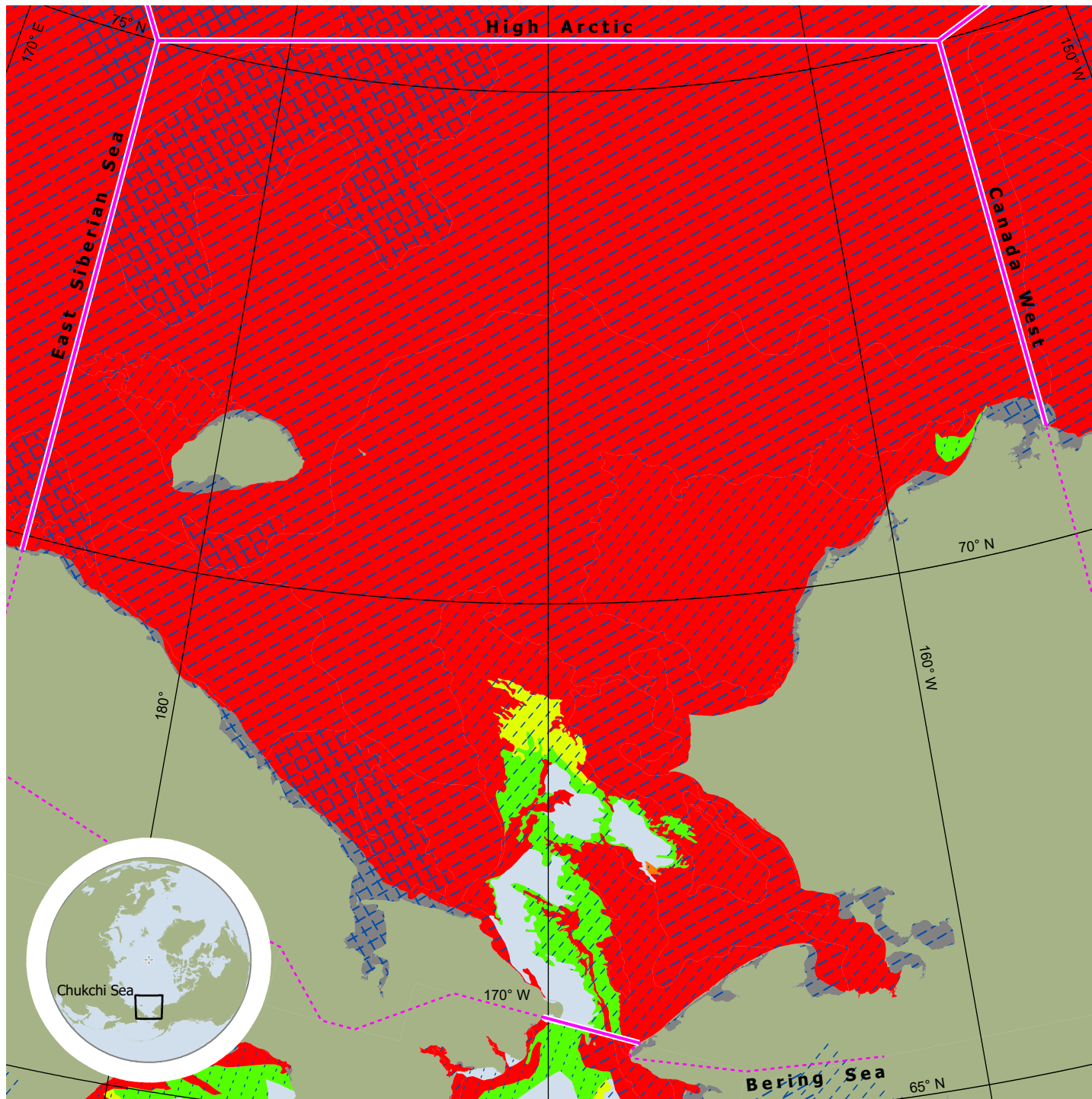


U S NATIONAL ICE CENTER  
REGIONAL SYNOPSIS


# CHUKCHI SEA

ICE DATE: 20 DEC 2024 week 51

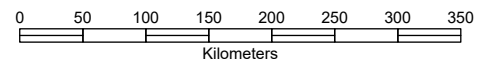
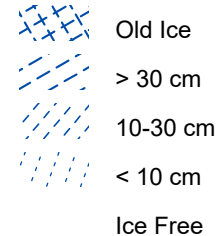
MAP PRODUCED: 20 DEC 2024



### Total Ice Concentration



### Estimated Maximum Thickness of Level Ice



projection: Polar Stereographic  
central meridian: 180°  
standard parallel: 60° north

**US National Ice Center**  
4251 Suitland Road  
NOAA Satellite Operations Facility  
Washington, DC 20395

tel. 301.817.3911  
<https://usicecenter.gov>

Ice Desk tel. 301.817.3975  
NIC\_ANALYST@NOAA.GOV

